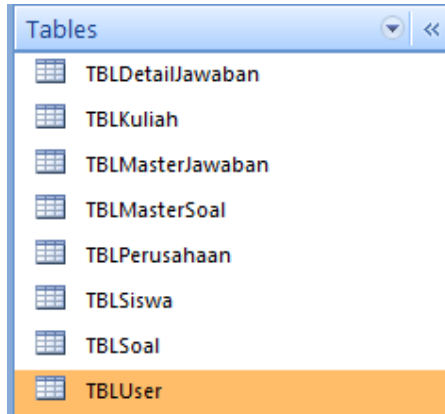


### APLIKASI UJIAN DIGITAL VB.NET (VERSI 2)

Membuat database dan tabel



#### TBLUser

Name	Type	Size	Keterangan
Kode_User	Text	5	Primary key
Nama_User	Text	30	
Pass_User	Text	10	
Status_User	Text	10	

#### TBLSiswa

Name	Type	Size	Keterangan
NIM	Text	7	Primary key
Nama	Text	30	
Kelas	Text	5	
Jurusan	Text	30	
Pwd	Text	7	

#### TBLKuliah

Name	Type	Size	Keterangan
IDKuliah	Text	3	Primary key
MataKuliah	Text	30	
SKS	Byte	1	
Semester	Text	1	
Jurusan	Text	30	

# uusrusmawan.com

## Media Belajar VB.Net Online & Bimbingan Tugas Akhir - Skripsi

TBLPerusahaan

Name	Type	Size	Keterangan
Kode	Text	2	Primary key
Nama	Text	100	
Alamat	Text	100	
Telepon	Text	50	
Fax	Text	50	
Email	Text	50	
website	Text	50	

TBLMasterSoal

Name	Type	Size	Keterangan
Id_Soal	Text	5	Primary key
Idkuliah	Text	3	Foreign key
Jumlah_Soal	Text	3	
Type_Soal	Text	10	
Koordinator	Text	50	
Anggota	Text	200	
Lokasi	Text	200	

TBLSoal

Name	Type	Size	Keterangan
ID_Soal	Text	5	Foreign key
IDKuliah	Text	3	Foreign key
Nomor	Byte	1	
Jawaban	Text	1	

TBLMasterJawaban

Name	Type	Size	Keterangan
Nim	Text	7	Foreign key
Smt	Text	2	
Id_Soal	Text	5	Foreign key
Idkuliah	Text	3	Foreign key
Tanggal	Date/Time	8	
Mulai	Date/Time	8	
Selesai	Date/Time	8	
Durasi	Date/Time	8	
Jmlsoal	Decimal	16	
Dijawab	Decimal	16	

# uusrusmawan.com

Media Belajar VB.Net Online & Bimbingan Tugas Akhir - Skripsi

---

Benar	Decimal	16	
Salah	Decimal	16	
Keterangan	Text	10	

TBLDetailJawaban

Name	Type	Size	Keterangan
Nim	Text	7	Foreign key
Id_Soal	Text	5	Foreign key
Idkuliah	Text	3	Foreign key
Nomor	Text	5	
Dijawab	Text	1	
Jawaban	Text	1	
Keterangan	Text	5	

# uusrusmawan.com

Media Belajar VB.Net Online & Bimbingan Tugas Akhir – Skripsi

---

unnormal

Kode\_User  
Nama\_User  
Pass\_User  
Status\_User  
NIM  
Nama  
Kelas  
Jurusan  
Pwd  
IDKuliah  
MataKuliah  
SKS  
Semester  
Jurusan  
Kode  
Nama  
Alamat  
Telepon  
Fax  
Email  
website  
Id\_Soal  
Idkuliah  
Jumlah\_Soal  
Type\_Soal  
Koordinator  
Anggota  
Lokasi  
ID\_Soal  
IDKuliah  
Nomor  
Jawaban  
Nim  
Smt  
Id\_Soal  
Idkuliah  
Tanggal  
Mulai  
Selesai  
Durasi  
Jmlsoal  
Dijawab  
Benar  
Salah  
Keterangan  
Nim  
Id\_Soal  
Idkuliah  
Nomor  
Dijawab  
Jawaban  
Keterangan

# uusrusmawan.com

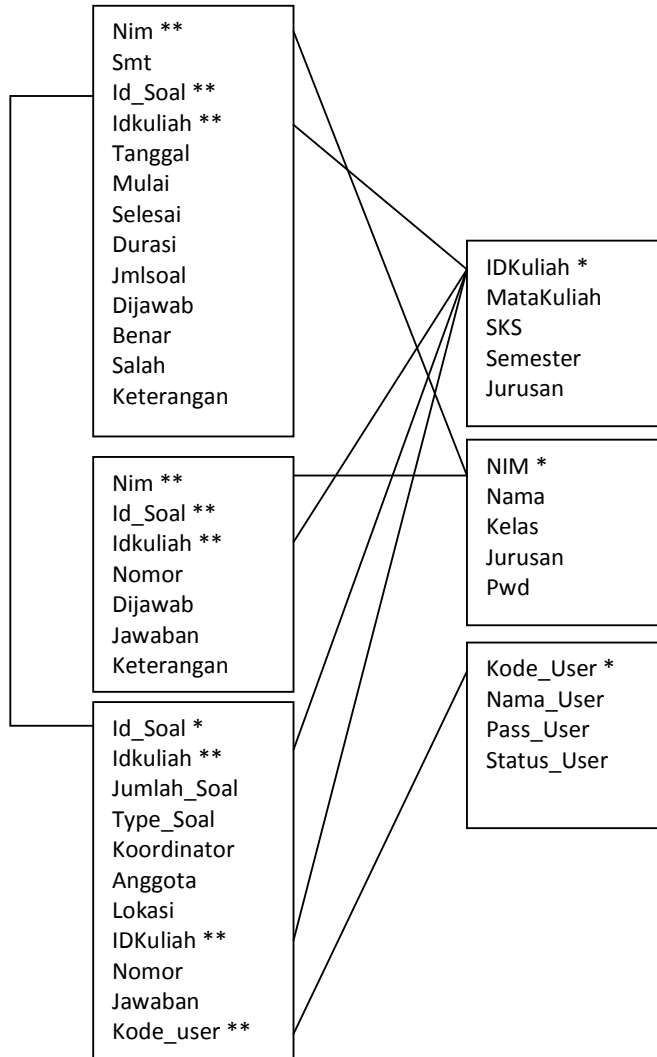
Media Belajar VB.Net Online & Bimbingan Tugas Akhir – Skripsi

---

normal 1

Kode\_User \*  
Nama\_User  
Pass\_User  
Status\_User  
NIM \*  
Nama  
Kelas  
Jurusan  
Pwd  
IDKuliah \*  
MataKuliah  
SKS  
Semester  
Jurusan  
Kode \*  
Nama  
Alamat  
Telepon  
Fax  
Email  
website  
Id\_Soal \*  
Jumlah\_Soal  
Type\_Soal  
Koordinator  
Anggota  
Lokasi  
Nomor  
Jawaban  
kode\_user  
Smt  
Tanggal  
Mulai  
Selesai  
Durasi  
Jmlsoal  
Dijawab  
Benar  
Salah  
Keterangan  
Nomor  
Dijawab  
Jawaban  
Keterangan

normal 2



Membuat project

Membuat module koneksi

```
Imports System.Data.OleDb
Imports CrystalDecisions.CrystalReports.Engine
Imports CrystalDecisions.Shared
```

```
Module Module1
```

```
Public Conn As OleDbConnection
Public DA As OleDbDataAdapter
```

# uusrusmawan.com

## Media Belajar VB.Net Online & Bimbingan Tugas Akhir – Skripsi

```
Public DS As DataSet
Public CMD As OleDbCommand
Public DR As OleDbDataReader

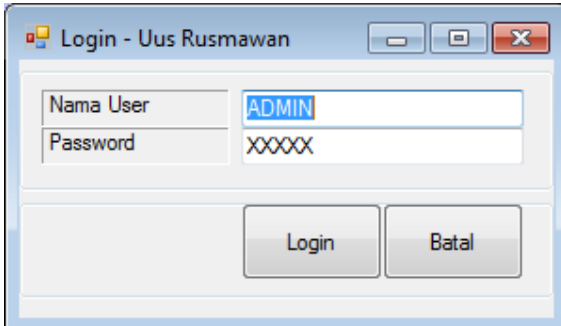
Public cryRpt As New ReportDocument
Public crtableLogoninfos As New TableLogOnInfos
Public crtableLogoninfo As New TableLogOnInfo
Public crConnectionInfo As New ConnectionInfo
Public CrTables As Tables

Public Sub seting_laporan()
    With crConnectionInfo
        .ServerName = (Application.StartupPath.ToString &
"\DTUjian.mdb")
        .DatabaseName = (Application.StartupPath.ToString &
"\DTUjian.mdb")
        .UserID = ""
        .Password = ""
    End With

    CrTables = cryRpt.Database.Tables
    For Each CrTable In CrTables
        crtableLogoninfo = CrTable.LogOnInfo
        crtableLogoninfo.ConnectionInfo = crConnectionInfo
        CrTable.ApplyLogOnInfo(crtableLogoninfo)
    Next
End Sub

Public Sub Koneksi()
    Try
        Conn = New
OleDbConnection("provider=microsoft.jet.oledb.4.0;data
source=DTUjian.mdb")
        Conn.Open()
    Catch ex As Exception
        MsgBox(ex.Message)
    End
    End Try
End Sub
End Module
```

### Form login admin



The screenshot shows a standard Windows-style dialog box with a title bar that reads "Login - Uus Rusmawan". Inside the dialog, there are two input fields. The first field is labeled "Nama User" and contains the text "ADMIN". The second field is labeled "Password" and contains "XXXXX". Below these fields, there are two buttons: "Login" on the left and "Batal" on the right. The dialog box has standard minimize, maximize, and close buttons in the title bar.

# uusrusmawan.com

## Media Belajar VB.Net Online & Bimbingan Tugas Akhir – Skripsi

```
Imports System.Data.OleDb

Public Class Login

    Private Sub TextBox1_KeyPress(ByVal sender As Object, ByVal e As
System.Windows.Forms.KeyPressEventArgs) Handles txtnama.KeyPress
        If e.KeyChar = Chr(13) Then
            txtpassword.Focus()
        End If
    End Sub

    Private Sub TextBox2_KeyPress(ByVal sender As Object, ByVal e As
System.Windows.Forms.KeyPressEventArgs) Handles txtpassword.KeyPress
        If e.KeyChar = Chr(13) Then
            Button1.Focus()
        End If
    End Sub

    Private Sub Button1_Click(ByVal sender As System.Object, ByVal e
As System.EventArgs) Handles Button1.Click
        Try
            CMD = New OleDbCommand("select * from tbluser where
nama_user='" & txtnama.Text & "' and PASS_user='" & txtpassword.Text &
"'", Conn)
            DR = CMD.ExecuteReader
            DR.Read()
            If Not DR.HasRows Then
                MsgBox("Login gagal")
                txtnama.Clear()
                txtpassword.Clear()
                txtnama.Focus()
            Else
                Me.Visible = False
                MenuUtama.Show()
                MenuUtama.Panel1.Text = DR.Item("kode_user")
                MenuUtama.Panel2.Text = DR.Item("nama_user")
                MenuUtama.Panel3.Text = DR.Item("status_user")
                MenuUtama.GroupBox1.Visible = True
                MenuUtama.GroupBox2.Visible = False

                CMD = New OleDbCommand("select * from tblperusahaan",
Conn)

                DR = CMD.ExecuteReader
                DR.Read()
                If Not DR.HasRows Then
                    MasterPerusahaan.Show()
                End If
            End If
        End Try
    End Sub

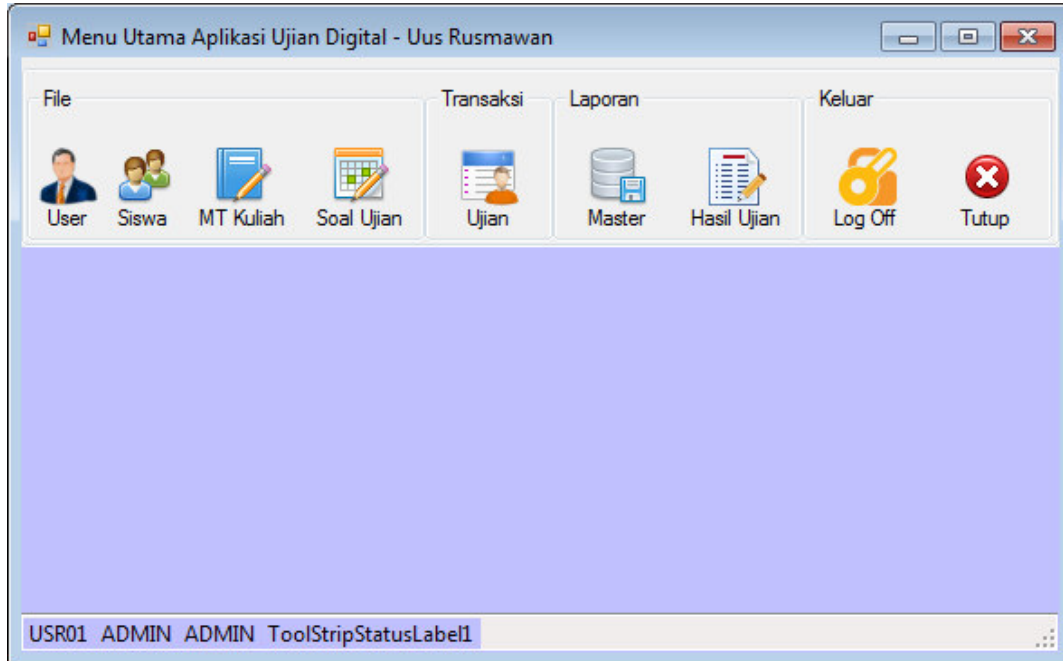
    Private Sub Button2_Click(ByVal sender As System.Object, ByVal e
As System.EventArgs) Handles Button2.Click
        Me.Close()
    End Sub
End Class
```



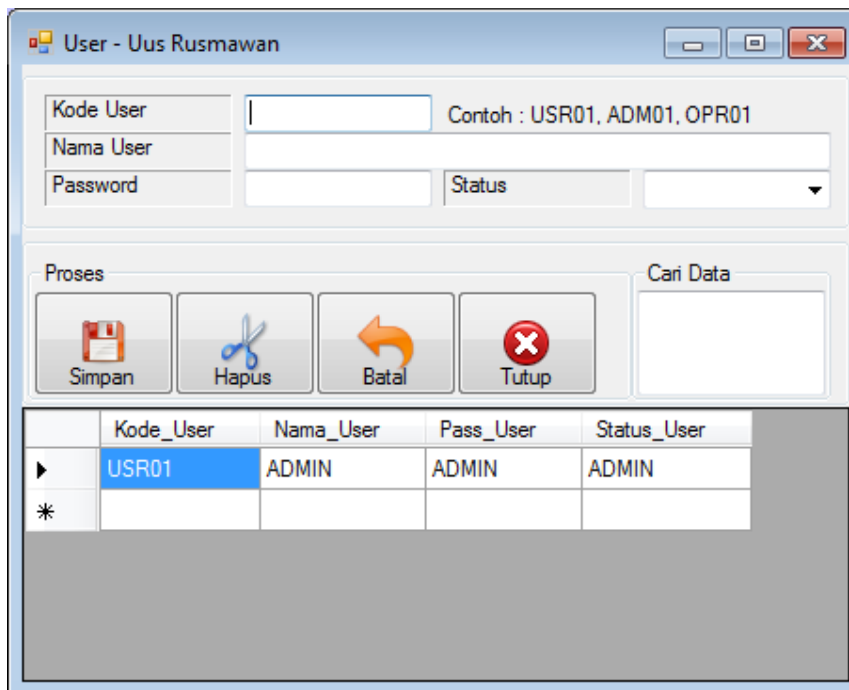
# uusrusmawan.com

## Media Belajar VB.Net Online & Bimbingan Tugas Akhir - Skripsi

### Menu admin



### Form User



# uusrusmawan.com

## Media Belajar VB.Net Online & Bimbingan Tugas Akhir – Skripsi

```
Imports System.Data.OleDb

Public Class User

    Sub Kosongkan()
        txtkode.Enabled = True
        txtkode.Clear()
        txtnama.Clear()
        txtpassword.Clear()
        cmbstatus.Text = ""
        txtkode.Focus()
    End Sub

    Sub DataBaru()
        txtnama.Clear()
        txtpassword.Clear()
        cmbstatus.Text = ""
        txtnama.Focus()
    End Sub

    Sub Tampilgrid()
        'Call Koneksi()
        DA = New OleDbDataAdapter("select * from tbluser", CONN)
        DS = New DataSet
        DA.Fill(DS)
        DGV.DataSource = DS.Tables(0)
        DGV.ReadOnly = True
    End Sub

    Private Sub User_Load(ByVal sender As System.Object, ByVal e As
System.EventArgs) Handles MyBase.Load
        Call Koneksi()
        Call Tampilgrid()
        Me.CenterToScreen()
    End Sub

    Private Sub TextBox1_KeyPress(ByVal sender As Object, ByVal e As
System.Windows.Forms.KeyPressEventArgs) Handles txtkode.KeyPress
        txtkode.MaxLength = 5
        If e.KeyChar = Chr(13) Then
            Call Koneksi()
            CMD = New OleDbCommand("select * from tbluser where
Kode_user='" & txtkode.Text & "'", Conn)
            DR = CMD.ExecuteReader
            DR.Read()
            If DR.HasRows Then
                txtnama.Text = DR.Item("Nama_User")
                txtpassword.Text = DR.Item("Pass_User")
                cmbstatus.Text = DR.Item("Status_User")
                txtnama.Focus()
            Else
                Call DataBaru()
            End If
        End If
    End Sub

    Private Sub TextBox2_KeyPress(ByVal sender As Object, ByVal e As
System.Windows.Forms.KeyPressEventArgs) Handles txtnama.KeyPress
        txtnama.MaxLength = 30
```

# uusrusmawan.com

## Media Belajar VB.Net Online & Bimbingan Tugas Akhir – Skripsi

```
        If e.KeyChar = Chr(13) Then
            txtpassword.Focus()
        End If
    End Sub

    Private Sub TextBox3_KeyPress(ByVal sender As Object, ByVal e As
System.Windows.Forms.KeyPressEventArgs) Handles txtpassword.KeyPress
        txtpassword.MaxLength = 10
        If e.KeyChar = Chr(13) Then
            cmbstatus.Focus()
        End If
    End Sub

    Private Sub combobox1_KeyPress(ByVal sender As Object, ByVal e As
System.Windows.Forms.KeyPressEventArgs) Handles cmbstatus.KeyPress
        cmbstatus.MaxLength = 15
        If e.KeyChar = Chr(13) Then
            Button1.Focus()
        End If
    End Sub

    Private Sub Button1_Click(ByVal sender As System.Object, ByVal e
As System.EventArgs) Handles Button1.Click
        If txtkode.Text = "" Or txtnama.Text = "" Or txtpassword.Text
= "" Or cmbstatus.Text = "" Then
            MsgBox("data belum lengkap")
            Exit Sub
        Else
            'Call Koneksi()
            CMD = New OleDbCommand("select * from tbluser where
Kode_user='" & txtkode.Text & "'", Conn)
            DR = CMD.ExecuteReader
            DR.Read()
            If Not DR.HasRows Then
                Call Koneksi()
                Dim simpan As String = "insert into tbluser values('"
& txtkode.Text & "'," & txtnama.Text & "'," & txtpassword.Text &
"', " & UCase(cmbstatus.Text) & "')"
                CMD = New OleDbCommand(simpan, Conn)
                CMD.ExecuteNonQuery()
            Else
                Call Koneksi()
                Dim edit As String = "update tbluser set Nama_User='"
& txtnama.Text & "',Pass_User='" & txtpassword.Text &
"',Status_User='" & UCase(cmbstatus.Text) & "' where Kode_user='" &
txtkode.Text & "'"
                CMD = New OleDbCommand(edit, Conn)
                CMD.ExecuteNonQuery()
            End If
            Call Kosongkan()
            Call Tampilgrid()
        End If
    End Sub

    Private Sub Button2_Click(ByVal sender As System.Object, ByVal e
As System.EventArgs) Handles Button2.Click
        If txtkode.Text = "" Then
            MsgBox("Kode_user user harus diisi dulu")
            txtkode.Focus()
        End If
    End Sub
```

# uusrusmawan.com

## Media Belajar VB.Net Online & Bimbingan Tugas Akhir – Skripsi

```
        Exit Sub
    Else
        If MessageBox.Show("hapus data ini...?", "",
        MessageBoxButtons.YesNo) = Windows.Forms.DialogResult.Yes Then
            Call Koneksi()
            Dim hapus As String = "delete from tbluser where
        Kode_user='" & txtkode.Text & "'"
            CMD = New OleDbCommand(hapus, Conn)
            CMD.ExecuteNonQuery()
            Call Kosongkan()
            Call Tampilgrid()
        Else
            Call Kosongkan()
        End If
    End If
End Sub

Private Sub Button3_Click(ByVal sender As System.Object, ByVal e
As System.EventArgs) Handles Button3.Click
    Call Kosongkan()
End Sub

Private Sub Button4_Click(ByVal sender As System.Object, ByVal e
As System.EventArgs) Handles Button4.Click
    Me.Close()
End Sub

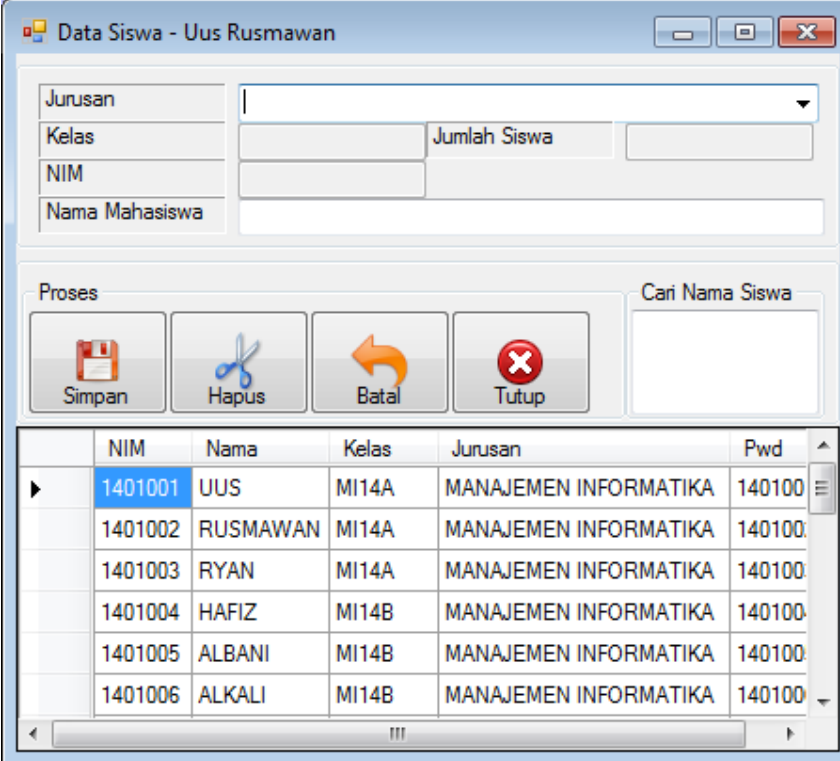
Private Sub TextBox4_TextChanged(ByVal sender As System.Object,
ByVal e As System.EventArgs) Handles txtcari.TextChanged
    Call Koneksi()
    CMD = New OleDbCommand("select * from tbluser where Nama_User
like '%" & txtcari.Text & "'", Conn)
    DR = CMD.ExecuteReader
    DR.Read()
    If DR.HasRows Then
        Call Koneksi()
        DA = New OleDbDataAdapter("select * from tbluser where
        Nama_User like '%" & txtcari.Text & "'", Conn)
        DS = New DataSet
        DA.Fill(DS)
        DGV.DataSource = DS.Tables(0)
    Else
        MsgBox("Nama_User user tidak ditemukan")
    End If
End Sub

Private Sub DGV_CellMouseClick(ByVal sender As Object, ByVal e As
System.Windows.Forms.DataGridViewCellMouseEventArgs) Handles
DGV.CellMouseClick
    On Error Resume Next
    txtkode.Enabled = False
    txtkode.Text = DGV.Rows(e.RowIndex).Cells(0).Value
    txtnama.Text = DGV.Rows(e.RowIndex).Cells(1).Value
    txtpassword.Text = DGV.Rows(e.RowIndex).Cells(2).Value
    cmbstatus.Text = DGV.Rows(e.RowIndex).Cells(3).Value
End Sub
End Class
```

# uusrusmawan.com

Media Belajar VB.Net Online & Bimbingan Tugas Akhir – Skripsi

## Form Siswa



	NIM	Nama	Kelas	Jurusan	Pwd
▶	1401001	UUS	MI14A	MANAJEMEN INFORMATIKA	140100
	1401002	RUSMAWAN	MI14A	MANAJEMEN INFORMATIKA	140100
	1401003	RYAN	MI14A	MANAJEMEN INFORMATIKA	140100
	1401004	HAFIZ	MI14B	MANAJEMEN INFORMATIKA	140100
	1401005	ALBANI	MI14B	MANAJEMEN INFORMATIKA	140100
	1401006	ALKALI	MI14B	MANAJEMEN INFORMATIKA	140100

```
Imports System.Data.OleDb
```

```
Public Class DataSiswa
```

```
Sub Tampilgrid()  
    DA = New OleDbDataAdapter("select * from TBLSiswa", Conn)  
    DS = New DataSet  
    DA.Fill(DS)  
    DGV.DataSource = DS.Tables(0)  
    DGV.ReadOnly = True  
End Sub
```

```
Private Sub DataSiswa_Load(ByVal sender As System.Object, ByVal e  
As System.EventArgs) Handles MyBase.Load  
    Call Koneksi()  
    cmbjurusan.Items.Add("MANAJEMEN INFORMATIKA")  
    cmbjurusan.Items.Add("MANAJEMEN ADMINISTRASI")  
    cmbjurusan.Items.Add("AKUNTANSI")  
    cmbjurusan.Items.Add("SEKRETARI")  
    Call Tampilgrid()  
    txtkelas.Enabled = False  
    txtnim.Enabled = False  
    txtjumlahsiswa.Enabled = False  
End Sub
```

# uusrusmawan.com

## Media Belajar VB.Net Online & Bimbingan Tugas Akhir – Skripsi

```
Private Sub ComboBox1_KeyPress(ByVal sender As Object, ByVal e As
System.Windows.Forms.KeyPressEventArgs) Handles cmbjurusan.KeyPress
    If e.KeyChar = Chr(13) Then
        Call CariJumlahSiswa()
        Call Carikelas()
        txtnamasiswa.Focus()
    End If
End Sub

'mencari jumlah siswa di jurusan tertentu
Sub CariJumlahSiswa()
    Call Koneksi()
    CMD = New OleDbCommand("select count(*) from tblsiswa where
jurusan=" & cmbjurusan.Text & "'", Conn)
    DR = CMD.ExecuteReader
    DR.Read()
    If Not DR.HasRows Then
        txtjumlahtsiswa.Text = 1
    Else
        txtjumlahtsiswa.Text = DR.Item(0) + 1
    End If
End Sub

Private Sub ComboBox1_SelectedIndexChanged(ByVal sender As
System.Object, ByVal e As System.EventArgs) Handles
cmbjurusan.SelectedIndexChanged
    Call CariJumlahSiswa()
    Call Carikelas()
    txtnamasiswa.Focus()
End Sub

Sub Carikelas() 'MI14A, MI14B..., MA14A, MA14B..., AK14A,
AJ14B..., SK14A, SK14B...
    If cmbjurusan.Text = "MANAJEMEN INFORMATIKA" And
Val(txtjumlahtsiswa.Text) <= 3 Then
        txtkelas.Text = "MI" & Format(Today, "yy") & "A"
    ElseIf cmbjurusan.Text = "MANAJEMEN INFORMATIKA" And
Val(txtjumlahtsiswa.Text) > 3 And Val(txtjumlahtsiswa.Text) <= 6 Then
        txtkelas.Text = "MI" & Format(Today, "yy") & "B"
    ElseIf cmbjurusan.Text = "MANAJEMEN INFORMATIKA" And
Val(txtjumlahtsiswa.Text) > 6 And Val(txtjumlahtsiswa.Text) <= 9 Then
        txtkelas.Text = "MI" & Format(Today, "yy") & "C"
    ElseIf cmbjurusan.Text = "MANAJEMEN INFORMATIKA" And
Val(txtjumlahtsiswa.Text) > 9 Then
        txtkelas.Text = "MI" & Format(Today, "yy") & "Z"

    ElseIf cmbjurusan.Text = "MANAJEMEN ADMINISTRASI" And
Val(txtjumlahtsiswa.Text) <= 3 Then
        txtkelas.Text = "MA" & Format(Today, "yy") & "A"
    ElseIf cmbjurusan.Text = "MANAJEMEN ADMINISTRASI" And
Val(txtjumlahtsiswa.Text) > 3 And Val(txtjumlahtsiswa.Text) <= 6 Then
        txtkelas.Text = "MA" & Format(Today, "yy") & "B"
    ElseIf cmbjurusan.Text = "MANAJEMEN ADMINISTRASI" And
Val(txtjumlahtsiswa.Text) > 6 And Val(txtjumlahtsiswa.Text) <= 9 Then
        txtkelas.Text = "MA" & Format(Today, "yy") & "C"
    ElseIf cmbjurusan.Text = "MANAJEMEN ADMINISTRASI" And
Val(txtjumlahtsiswa.Text) > 9 Then
        txtkelas.Text = "MA" & Format(Today, "yy") & "Z"
```

# uusrusmawan.com

## Media Belajar VB.Net Online & Bimbingan Tugas Akhir – Skripsi

```
        ElseIf cmbjurusan.Text = "AKUNTANSI" And
Val(txtjumlahtsiswa.Text) <= 3 Then
            txtkelas.Text = "AK" & Format(Today, "yy") & "A"
        ElseIf cmbjurusan.Text = "AKUNTANSI" And
Val(txtjumlahtsiswa.Text) > 3 And Val(txtjumlahtsiswa.Text) <= 6 Then
            txtkelas.Text = "AK" & Format(Today, "yy") & "B"
        ElseIf cmbjurusan.Text = "AKUNTANSI" And
Val(txtjumlahtsiswa.Text) > 6 And Val(txtjumlahtsiswa.Text) <= 9 Then
            txtkelas.Text = "AK" & Format(Today, "yy") & "C"
        ElseIf cmbjurusan.Text = "AKUNTANSI" And
Val(txtjumlahtsiswa.Text) > 9 Then
            txtkelas.Text = "AK" & Format(Today, "yy") & "Z"

        ElseIf cmbjurusan.Text = "SEKRETARI" And
Val(txtjumlahtsiswa.Text) <= 3 Then
            txtkelas.Text = "SK" & Format(Today, "yy") & "A"
        ElseIf cmbjurusan.Text = "SEKRETARI" And
Val(txtjumlahtsiswa.Text) > 3 And Val(txtjumlahtsiswa.Text) <= 6 Then
            txtkelas.Text = "SK" & Format(Today, "yy") & "B"
        ElseIf cmbjurusan.Text = "SEKRETARI" And
Val(txtjumlahtsiswa.Text) > 6 And Val(txtjumlahtsiswa.Text) <= 9 Then
            txtkelas.Text = "SK" & Format(Today, "yy") & "C"
        ElseIf cmbjurusan.Text = "SEKRETARI" And
Val(txtjumlahtsiswa.Text) > 9 Then
            txtkelas.Text = "SK" & Format(Today, "yy") & "Z"
        End If

        Call CariNIM()
    End Sub

    'membuat nim otomatis dengan pola tahun + kode jurusan + nomor
    urut
    Sub CariNIM()
        Call Koneksi()
        CMD = New OleDbCommand("select nim from tblsiswa where
jurusan='" & cmbjurusan.Text & "' order by nim desc", Conn)
        DR = CMD.ExecuteReader
        DR.Read()
        If Not DR.HasRows Then
            If cmbjurusan.Text = "MANAJEMEN INFORMATIKA" Then
                txtnim.Text = Format(Today, "yy") + "01" + "001"
            ElseIf cmbjurusan.Text = "MANAJEMEN ADMINISTRASI" Then
                txtnim.Text = Format(Today, "yy") + "02" + "001"
            ElseIf cmbjurusan.Text = "AKUNTANSI" Then
                txtnim.Text = Format(Today, "yy") + "03" + "001"
            ElseIf cmbjurusan.Text = "SEKRETARI" Then
                txtnim.Text = Format(Today, "yy") + "04" + "001"
            End If
        Else
            Dim Hitung As String =
Microsoft.VisualBasic.Right(DR.Item("NIM"), 3) + 1

            If cmbjurusan.Text = "MANAJEMEN INFORMATIKA" Then
                txtnim.Text = Format(Today, "yy") + "01" +
Microsoft.VisualBasic.Right("000" & Hitung, 3)
            ElseIf cmbjurusan.Text = "MANAJEMEN ADMINISTRASI" Then
                txtnim.Text = Format(Today, "yy") + "02" +
Microsoft.VisualBasic.Right("000" & Hitung, 3)
```

# uusrusmawan.com

## Media Belajar VB.Net Online & Bimbingan Tugas Akhir – Skripsi

```
        ElseIf cmbjurusan.Text = "AKUNTANSI" Then
            txtnim.Text = Format(Today, "yy") + "03" +
Microsoft.VisualBasic.Right("000" & Hitung, 3)
        ElseIf cmbjurusan.Text = "SEKRETARI" Then
            txtnim.Text = Format(Today, "yy") + "04" +
Microsoft.VisualBasic.Right("000" & Hitung, 3)
        End If
    End If

End Sub

Sub Kosongkan()
    cmbjurusan.Text = ""
    txtkelas.Clear()
    txtnim.Clear()
    txtnamasiswa.Clear()
    txtjumlahtsiswa.Clear()
    TextBox4.Clear()
    cmbjurusan.Enabled = True
    txtnamasiswa.Enabled = True
    cmbjurusan.Focus()
End Sub

Private Sub Button1_Click(ByVal sender As System.Object, ByVal e
As System.EventArgs) Handles Button1.Click
    If cmbjurusan.Text = "" Or txtkelas.Text = "" Or txtnim.Text =
"" Or txtnamasiswa.Text = "" Then
        MsgBox("data belum lengkap")
        Exit Sub
    Else
        Call Koneksi()
        'cari data siswa
        CMD = New OleDbCommand("select * from TBLSiswa where
NIM='" & txtnim.Text & "'", Conn)
        DR = CMD.ExecuteReader
        DR.Read()
        If Not DR.HasRows Then
            Call Koneksi()
            'jika tidak ditemukan maka simpan
            Dim simpan As String = "insert into TBLSiswa values('"
& txtnim.Text & "','" & txtnamasiswa.Text & "','" & txtkelas.Text &
"', '" & UCase(cmbjurusan.Text) & "','" & txtnim.Text & "')"
            CMD = New OleDbCommand(simpan, Conn)
            CMD.ExecuteNonQuery()
        Else
            Call Koneksi()
            'jika ditemukan maka edit (update)
            Dim edit As String = "update TBLSiswa set Nama='" &
txtnamasiswa.Text & "', jurusan='" & UCase(cmbjurusan.Text) &
"', kelas='" & txtkelas.Text & "' where NIM='" & txtnim.Text & "'"
            CMD = New OleDbCommand(edit, Conn)
            CMD.ExecuteNonQuery()
        End If
        Call Kosongkan()
        Call Tampilgrid()
    End If
End Sub
```



# uusrusmawan.com

## Media Belajar VB.Net Online & Bimbingan Tugas Akhir – Skripsi

```
Private Sub Button3_Click(ByVal sender As System.Object, ByVal e
As System.EventArgs) Handles Button3.Click
    Call Kosongkan()
End Sub

Private Sub Button4_Click(ByVal sender As System.Object, ByVal e
As System.EventArgs) Handles Button4.Click
    Me.Close()
End Sub

Private Sub Button2_Click(ByVal sender As System.Object, ByVal e
As System.EventArgs) Handles Button2.Click
    If txtnim.Text = "" Then
        MsgBox("NIM harus diisi dulu")
        txtnim.Focus()
        Exit Sub
    Else
        If MessageBox.Show("hapus data ini...?", "",
        MessageBoxButtons.YesNo) = Windows.Forms.DialogResult.Yes Then
            Call Koneksi()
            Dim hapus As String = "delete from TBLsiswa where
            NIM='" & txtnim.Text & "'"
            CMD = New OleDbCommand(hapus, Conn)
            CMD.ExecuteNonQuery()
            Call Kosongkan()
            Call Tampilgrid()
        Else
            Call Kosongkan()
        End If
    End If
End Sub

Private Sub DGV_CellMouseClick(ByVal sender As Object, ByVal e As
System.Windows.Forms.DataGridViewCellMouseEventArgs) Handles
DGV.CellMouseClick
    On Error Resume Next
    cmbjurusan.Enabled = False
    txtkelas.Enabled = False
    txtnim.Enabled = False

    txtnamasiswa.Text = DGV.Rows(e.RowIndex).Cells(1).Value
    txtkelas.Text = DGV.Rows(e.RowIndex).Cells(2).Value
    txtnim.Text = DGV.Rows(e.RowIndex).Cells(0).Value
    cmbjurusan.Text = DGV.Rows(e.RowIndex).Cells(3).Value
End Sub

Private Sub TextBox3_KeyPress(ByVal sender As Object, ByVal e As
System.Windows.Forms.KeyPressEventArgs) Handles txtnamasiswa.KeyPress
    If e.KeyChar = Chr(13) Then
        Button1.Focus()
    End If
End Sub

Private Sub TextBox4_TextChanged(ByVal sender As System.Object,
ByVal e As System.EventArgs) Handles TextBox4.TextChanged
    Call Koneksi()
    CMD = New OleDbCommand("select * from TBLsiswa where Nama like
'%" & TextBox4.Text & "%'", Conn)
    DR = CMD.ExecuteReader
```

# uusrusmawan.com

## Media Belajar VB.Net Online & Bimbingan Tugas Akhir – Skripsi

```
DR.Read()  
If DR.HasRows Then  
    Call Koneksi()  
    DA = New OleDbDataAdapter("select * from TBLsiswa where  
Nama like '%" & TextBox4.Text & "%'", Conn)  
    DS = New DataSet  
    DA.Fill(DS)  
    DGV.DataSource = DS.Tables(0)  
Else  
    MsgBox("Nama user tidak ditemukan")  
End If  
End Sub  
End Class
```

### Form mata kuliah

IDKuliah	MataKuliah	SKS	Semester	Jun.
101	APLIKASI KOMPUTER 1	2	1	MAN
102	LOCAL AREA NETWORK 1	4	1	MAN
201	PENGANTAR MANAJEMEN	3	1	MAN
202	EXPORT IMPORT	4	1	MAN
301	PENGANTAR AKUNTANSI 1	2	1	AKU

```
Imports System.Data.OleDb
```

```
Public Class DataMataKuliah
```

```
Sub Kosongkan()  
    cmbjurusan.Text = ""  
    cmbsemester.Text = ""  
    txtidkuliah.Clear()  
    txtmatakuliah.Clear()  
    txtsks.Clear()  
    TextBox4.Clear()  
    cmbjurusan.Enabled = True  
    cmbsemester.Enabled = True
```

# uusrusmawan.com

## Media Belajar VB.Net Online & Bimbingan Tugas Akhir - Skripsi

```
txtidkuliah.Enabled = False
txtmatakuliah.Enabled = True
txtsks.Enabled = True
cmbjurusan.Focus()
End Sub

Sub Tampilgrid()
DA = New OleDbDataAdapter("select * from TBLKuliah", Conn)
DS = New DataSet
DA.Fill(DS)
DGV.DataSource = DS.Tables(0)
DGV.ReadOnly = True
End Sub

Sub TampilKuliah()
CMD = New OleDbCommand("select distinct jurusan from
tblsiswa", Conn)
DR = CMD.ExecuteReader
cmbjurusan.Items.Clear()
Do While DR.Read
    cmbjurusan.Items.Add(DR.Item("Jurusan"))
Loop
End Sub

Private Sub DataMataKuliah_Load(ByVal sender As System.Object,
ByVal e As System.EventArgs) Handles MyBase.Load
    Call Koneksi()
    Call TampilKuliah()
    Call Tampilgrid()
    'menampilkan semester 1 - 6 dalam combobox2
    For smt As Integer = 1 To 6
        cmbsemester.Items.Add(smt)
    Next
    txtidkuliah.Enabled = False
End Sub

Private Sub ComboBox1_KeyPress(ByVal sender As Object, ByVal e As
System.Windows.Forms.KeyPressEventArgs) Handles cmbjurusan.KeyPress
    If e.KeyChar = Chr(13) Then

    End If
End Sub

'membuat kode mata kuliah secara otomatis berdasarkan jurusan
Sub CariKodeKuliah()
    Call Koneksi()
    CMD = New OleDbCommand("select idkuliah from TBLKuliah where
jurusan='" & cmbjurusan.Text & "' order by idkuliah desc", Conn)
    DR = CMD.ExecuteReader
    DR.Read()
    If Not DR.HasRows Then
        If cmbjurusan.Text = "MANAJEMEN INFORMATIKA" Then
            txtidkuliah.Text = "101"
        ElseIf cmbjurusan.Text = "MANAJEMEN ADMINISTRASI" Then
            txtidkuliah.Text = "201"
        ElseIf cmbjurusan.Text = "AKUNTANSI" Then
            txtidkuliah.Text = "301"
        ElseIf cmbjurusan.Text = "SEKRETARI" Then
            txtidkuliah.Text = "401"
        End If
    End If
End Sub
```

# uusrusmawan.com

## Media Belajar VB.Net Online & Bimbingan Tugas Akhir – Skripsi

```
        End If
    Else
        txtidkuliah.Text = DR.Item("idkuliah") + 1
    End If
End Sub

Private Sub Textbox2_KeyPress(ByVal sender As Object, ByVal e As
System.Windows.Forms.KeyPressEventArgs) Handles txtmatakuliah.KeyPress
    If e.KeyChar = Chr(13) Then
        txtsks.Focus()
    End If
End Sub

Private Sub TextBox3_KeyPress(ByVal sender As Object, ByVal e As
System.Windows.Forms.KeyPressEventArgs) Handles txtsks.KeyPress
    txtsks.MaxLength = 1
    If e.KeyChar = Chr(13) Then
        cmbsemester.Focus()
    End If
    If Not (e.KeyChar >= "0" And e.KeyChar <= "9" Or e.KeyChar =
vbBack) Then
        e.Handled = True
    End If
End Sub

End Sub

Private Sub Combobox2_KeyPress(ByVal sender As Object, ByVal e As
System.Windows.Forms.KeyPressEventArgs) Handles cmbsemester.KeyPress
    cmbsemester.MaxLength = 1
    If e.KeyChar = Chr(13) Then
        Button1.Focus()
    End If
End Sub

Private Sub Button1_Click(ByVal sender As System.Object, ByVal e
As System.EventArgs) Handles Button1.Click
    If cmbjurusan.Text = "" Or txtidkuliah.Text = "" Or
txtmatakuliah.Text = "" Or txtsks.Text = "" Or cmbsemester.Text = ""
Then
        MsgBox("data belum lengkap")
        Exit Sub
    Else
        Call Koneksi()
        'cari kode mata kuliah
        CMD = New OleDbCommand("select * from TBLKULIAH where
idkuliah=" & txtidkuliah.Text & "'", Conn)
        DR = CMD.ExecuteReader
        DR.Read()
        If Not DR.HasRows Then
            Call Koneksi()
            'jika tidak ada maka lakukan insert
            Dim simpan As String = "insert into TBLKULIAH
values('" & txtidkuliah.Text & "','" & txtmatakuliah.Text & "','" &
txtsks.Text & "','" & cmbsemester.Text & "','" & cmbjurusan.Text &
"')"
            CMD = New OleDbCommand(simpan, Conn)
            CMD.ExecuteNonQuery()
        Else
            Call Koneksi()
        End If
    End If
End Sub
```

# uusrusmawan.com

## Media Belajar VB.Net Online & Bimbingan Tugas Akhir – Skripsi

```
                'jika sudah ada maka lakukan update
                Dim edit As String = "update TBLKULiah set
MataKuliah='" & txtmatakuliah.Text & "',SKS='" & txtsks.Text & "',
SEmESTER='" & cmbsemester.Text & "',JURUSAN='" & cmbsemester.Text & "'
where idkuliah='" & txtidkuliah.Text & "'"
                CMD = New OleDbCommand(edit, Conn)
                CMD.ExecuteNonQuery()
            End If
            Call Kosongkan()
            Call Tampilgrid()
        End If
    End Sub

    Private Sub Button3_Click(ByVal sender As System.Object, ByVal e
As System.EventArgs) Handles Button3.Click
        Call Kosongkan()
    End Sub

    Private Sub Button4_Click(ByVal sender As System.Object, ByVal e
As System.EventArgs) Handles Button4.Click
        Me.Close()
    End Sub

    Private Sub Button2_Click(ByVal sender As System.Object, ByVal e
As System.EventArgs) Handles Button2.Click
        If txtmatakuliah.Text = "" Then
            MsgBox("idkuliah harus diisi dulu")
            txtmatakuliah.Focus()
            Exit Sub
        Else
            If MessageBox.Show("hapus data ini...?", "",
MessageBoxButtons.YesNo) = Windows.Forms.DialogResult.Yes Then
                Call Koneksi()
                Dim hapus As String = "delete from TBLKULiah where
idkuliah='" & txtidkuliah.Text & "'"
                CMD = New OleDbCommand(hapus, Conn)
                CMD.ExecuteNonQuery()
                Call Kosongkan()
                Call Tampilgrid()
            Else
                Call Kosongkan()
            End If
        End If
    End Sub

    Private Sub DGV_CellMouseClick(ByVal sender As Object, ByVal e As
System.Windows.Forms.DataGridViewCellMouseEventArgs) Handles
DGV.CellMouseClick
        On Error Resume Next
        cmbjurusan.Enabled = False
        txtidkuliah.Enabled = False
        txtidkuliah.Text = DGV.Rows(e.RowIndex).Cells(0).Value
        txtmatakuliah.Text = DGV.Rows(e.RowIndex).Cells(1).Value
        txtsks.Text = DGV.Rows(e.RowIndex).Cells(2).Value
        cmbjurusan.Text = DGV.Rows(e.RowIndex).Cells(4).Value
        cmbsemester.Text = DGV.Rows(e.RowIndex).Cells(3).Value
    End Sub
```

# uusrusmawan.com

## Media Belajar VB.Net Online & Bimbingan Tugas Akhir – Skripsi

```
Private Sub TextBox4_TextChanged(ByVal sender As System.Object,
ByVal e As System.EventArgs) Handles TextBox4.TextChanged
    Call Koneksi()
    CMD = New OleDbCommand("select * from TBLKULiah where
MataKuliah like '%" & TextBox4.Text & "%'", Conn)
    DR = CMD.ExecuteReader
    DR.Read()
    If DR.HasRows Then
        Call Koneksi()
        DA = New OleDbDataAdapter("select * from TBLKULiah where
MataKuliah like '%" & TextBox4.Text & "%'", Conn)
        DS = New DataSet
        DA.Fill(DS)
        DGV.DataSource = DS.Tables(0)
    Else
        MsgBox("MataKuliah tidak ditemukan")
    End If
End Sub

Private Sub ComboBox1_SelectedIndexChanged(ByVal sender As
System.Object, ByVal e As System.EventArgs) Handles
cmbjurusan.SelectedIndexChanged
    Call CariKodeKuliah()
    txtmatakuliah.Focus()
End Sub
End Class
```

### Form soal

```
Imports System.Data.OleDb
```

```
Public Class MasterSoal
```

```
Sub Idsoal()
```

# uusrusmawan.com

## Media Belajar VB.Net Online & Bimbingan Tugas Akhir – Skripsi

```
        CMD = New OleDbCommand("select id_soal from tblmastersoal
where left(id_soal,3) =' " & Microsoft.VisualBasic.Left(ComboBox1.Text,
3) & "' order by id_soal desc", Conn)
        DR = CMD.ExecuteReader
        DR.Read()
        If Not DR.HasRows Then
            txtIDSoal.Text =
Microsoft.VisualBasic.Left(ComboBox1.Text, 3) + "01"
        Else
            txtIDSoal.Text =
Microsoft.VisualBasic.Left(ComboBox1.Text, 3) +
Format(Microsoft.VisualBasic.Right(DR.Item("id_soal"), 2) + 1, "00")
        End If
        txtIDSoal.Enabled = False
    End Sub

    Sub TampilKuliah()
        CMD = New OleDbCommand("select * from TBLKuliah order by 1",
CONN)
        DR = CMD.ExecuteReader
        ComboBox1.Items.Clear()
        Do While DR.Read
            ComboBox1.Items.Add(DR.Item("IDKuliah") & Space(2) &
DR.Item("MataKuliah"))
        Loop
    End Sub

    Sub Kosongkan()
        On Error Resume Next
        txtIDSoal.Clear()
        ComboBox1.Text = ""
        txtjumlah.Clear()
        txtkoordinator.Clear()
        txtanggota.Clear()
        txttipe.Clear()
        lblLokasi.Text = ""
        DGV.Columns.Clear()
        FilePDF.src = Nothing
    End Sub

    Private Sub Button1_Click(ByVal sender As System.Object, ByVal e
As System.EventArgs) Handles btnupload.Click
        On Error Resume Next
        OpenFileDialog1.Filter = "*.pdf|*.pdf"
        OpenFileDialog1.ShowDialog()
        Me.FilePDF.src = OpenFileDialog1.FileName
        lblLokasi.Text = OpenFileDialog1.FileName
    End Sub

    Private Sub btnTutup_Click(ByVal sender As System.Object, ByVal e
As System.EventArgs) Handles btnTutup.Click
        Me.Close()
    End Sub

    Private Sub btnBatal_Click(ByVal sender As System.Object, ByVal e
As System.EventArgs) Handles btnBatal.Click
        Call kosongkan()
    End Sub
```

# uusrusmawan.com

## Media Belajar VB.Net Online & Bimbingan Tugas Akhir – Skripsi

```
Private Sub MasterSoal_Load(ByVal sender As System.Object, ByVal e As System.EventArgs) Handles MyBase.Load
    Call Koneksi()
    Call kosongkan()
    Call TampilKuliah()
End Sub

Private Sub txtjumlah_KeyDown(ByVal sender As Object, ByVal e As System.Windows.Forms.KeyEventArgs) Handles txtjumlah.KeyDown

    If e.KeyCode = Keys.Enter Then
        DGV.Columns.Clear()
        DGV.Columns.Add("Nomor", "Nomor")
        DGV.Columns.Add("Kunci", "Kunci Jawaban")
        For nomor As Integer = 0 To Val(txtjumlah.Text) - 1
            DR.Read()
            DGV.RowCount = DGV.RowCount + 1
            DGV.Rows(nomor).Cells(0).Value = DGV.RowCount - 1
        Next
        DGV.Columns(0).ReadOnly = True
    End If
End Sub

Private Sub txtjumlah_KeyPress(ByVal sender As Object, ByVal e As System.Windows.Forms.KeyPressEventArgs) Handles txtjumlah.KeyPress
    If Not (e.KeyChar >= "0" And e.KeyChar <= "9" Or e.KeyChar = vbBack) Then
        e.Handled = True
    End If
End Sub

Private Sub btnSimpan_Click(ByVal sender As System.Object, ByVal e As System.EventArgs) Handles btnSimpan.Click

    Try
        If ComboBox1.Text = "" Or txtjumlah.Text = "" Or txtanggota.Text = "" Or txtkoordinator.Text = "" Or txttype.Text = "" Or lblLokasi.Text = "" Then
            MsgBox("data belum lengkap")
            Exit Sub
        Else
            CMD = New OleDbCommand("select * from tblmastersoal where id_soal='" & txtIDSoal.Text & "'", Conn)
            DR = CMD.ExecuteReader
            DR.Read()
            If Not DR.HasRows Then
                Dim simpanmastersoal As String = "insert into TBLmastersoal values('" & txtIDSoal.Text & "','" & Microsoft.VisualBasic.Left(ComboBox1.Text, 3) & "','" & txtjumlah.Text & "','" & txttype.Text & "','" & txtkoordinator.Text & "','" & txtanggota.Text & "','" & lblLokasi.Text & "')"
                CMD = New OleDbCommand(simpanmastersoal, Conn)
                CMD.ExecuteNonQuery()
            Else
                Dim editmastersoal As String = "update TBLmastersoal set idkuliah='" & Microsoft.VisualBasic.Left(ComboBox1.Text, 3) & "',jumlah_soal='" & txtjumlah.Text & "',type_soal='" & txttype.Text & "',koordinator='" &
```



# uusrusmawan.com

## Media Belajar VB.Net Online & Bimbingan Tugas Akhir – Skripsi

```
txtkoordinator.Text & "',' anggota=''' & txtanggota.Text & "',''' &
lblLokasi.Text & "' where id_soal=''' & txtIDSoal.Text & ""
    CMD = New OleDbCommand(editmastersoal, Conn)
    CMD.ExecuteNonQuery()
End If

For baris As Integer = 0 To DGV.RowCount - 2
    CMD = New OleDbCommand("select
id_soal,Nomor,Jawaban from tblsoal where id_soal=''' & txtIDSoal.Text &
'' and idkuliah=''' & Microsoft.VisualBasic.Left(ComboBox1.Text, 3) &
'' and val(nomor)=''' & DGV.Rows(baris).Cells(0).Value & ""', Conn)
    DR = CMD.ExecuteReader
    DR.Read()
    If DR.HasRows Then
        'jika data sudah ada, maka lakukan edit -
update
        Dim edit As String = "update tblsoal set
jawaban=''' & DGV.Rows(baris).Cells(1).Value & "' where id_soal=''' &
txtIDSoal.Text & "',' and VAL(nomor)=''' &
DGV.Rows(baris).Cells(0).Value & "' and idkuliah=''' &
Microsoft.VisualBasic.Left(ComboBox1.Text, 3) & ""
        CMD = New OleDbCommand(edit, Conn)
        CMD.ExecuteNonQuery()
    Else
        'jika data belum ada maka lakukan insert
        Dim simpan As String = "insert into tblsoal
values (''' & txtIDSoal.Text & "',''' &
Microsoft.VisualBasic.Left(ComboBox1.Text, 3) & "',''' &
DGV.Rows(baris).Cells(0).Value & "',''' &
DGV.Rows(baris).Cells(1).Value & ''')"
        CMD = New OleDbCommand(simpan, Conn)
        CMD.ExecuteNonQuery()
    End If
Next

MsgBox("data berhasil disimpan")
Call Kosongkan()
End If

Catch ex As Exception
    MsgBox(ex.Message)
End Try
End Sub

Private Sub Button1_Click_1(ByVal sender As System.Object, ByVal e
As System.EventArgs) Handles Button1.Click
    txtIDSoal.Enabled = True
End Sub

Private Sub txtIDSoal_KeyDown(ByVal sender As Object, ByVal e As
System.Windows.Forms.KeyEventArgs) Handles txtIDSoal.KeyDown
    If e.KeyCode = Keys.Enter Then
        CMD = New OleDbCommand("select * from tblmastersoal where
id_soal=''' & txtIDSoal.Text & ""', Conn)
        DR = CMD.ExecuteReader
        DR.Read()
        If DR.HasRows Then
            On Error Resume Next
            ComboBox1.Text = DR.Item("idkuliah")
        End If
    End If
End Sub
```

# uusrusmawan.com

## Media Belajar VB.Net Online & Bimbingan Tugas Akhir – Skripsi

```
txtjumlah.Text = DR.Item("jumlah_soal")
txttype.Text = DR.Item("type_soal")
txtkoordinator.Text = DR.Item("koordinator")
txtanggota.Text = DR.Item("anggota")
lblLokasi.Text = DR.Item("lokasi")
FilePDF.src = lblLokasi.Text

    DA = New OleDbDataAdapter("select Nomor,Jawaban from
tblsoal where id_soal='" & txtIDSoal.Text & "'", Conn)
    DS = New DataSet
    DA.Fill(DS)
    DGV.DataSource = DS.Tables(0)
    DGV.Columns(0).ReadOnly = True
Else
    MsgBox("id soal tidak ditemukan")
End If
End If
End Sub

Private Sub ComboBox1_SelectedIndexChanged(ByVal sender As
System.Object, ByVal e As System.EventArgs) Handles
ComboBox1.SelectedIndexChanged
    Call Idsoal()
End Sub

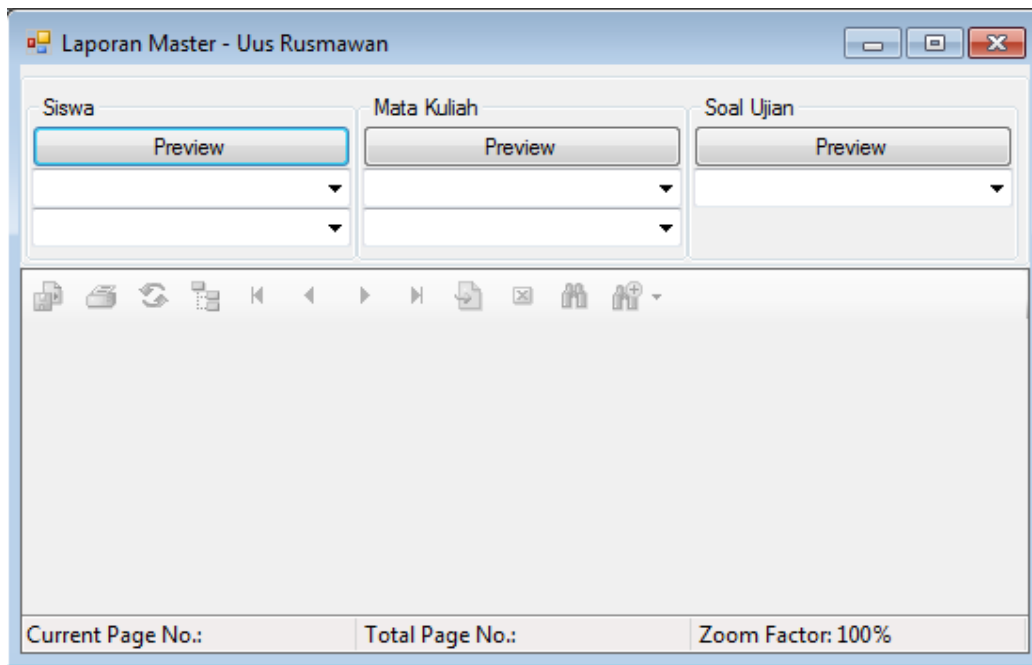
Private Sub DGV_CellEndEdit(ByVal sender As Object, ByVal e As
System.Windows.Forms.DataGridViewCellEventArgs) Handles
DGV.CellEndEdit
    If e.ColumnIndex = 1 Then
        DGV.Rows(e.RowIndex).Cells(1).Value =
UCase(DGV.Rows(e.RowIndex).Cells(1).Value)
    End If
End Sub

End Class
```

Form laporan master

# uusrusmawan.com

Media Belajar VB.Net Online & Bimbingan Tugas Akhir - Skripsi



```
Imports System.Data.OleDb

Public Class LaporanMaster

    Private Sub LaporanMaster_Load(ByVal sender As System.Object,
    ByVal e As System.EventArgs) Handles MyBase.Load
        Call Koneksi()

Conn)
        CMD = New OleDbCommand("select distinct kelas from tblsiswa",
Conn)
        DR = CMD.ExecuteReader
        ComboBox1.Items.Clear()
        Do While DR.Read
            ComboBox1.Items.Add(DR.Item("kelas"))
        Loop

        CMD = New OleDbCommand("select nama from tblsiswa", Conn)
        DR = CMD.ExecuteReader
        ComboBox2.Items.Clear()
        Do While DR.Read
            ComboBox2.Items.Add(DR.Item("nama"))
        Loop

Conn)
        CMD = New OleDbCommand("select matakuliah from tblkuliah",
Conn)
        DR = CMD.ExecuteReader
        ComboBox3.Items.Clear()
        Do While DR.Read
            ComboBox3.Items.Add(DR.Item("matakuliah"))
            ComboBox5.Items.Add(DR.Item("matakuliah"))
        Loop
    End Sub
End Class
```

# uusrusmawan.com

## Media Belajar VB.Net Online & Bimbingan Tugas Akhir – Skripsi

```
        CMD = New OleDbCommand("select distinct jurusan from
tblkuliah", Conn)
        DR = CMD.ExecuteReader
        ComboBox4.Items.Clear()
        Do While DR.Read
            ComboBox4.Items.Add(DR.Item("jurusan"))
        Loop

    End Sub

    Private Sub ComboBox1_SelectedIndexChanged(ByVal sender As
System.Object, ByVal e As System.EventArgs) Handles
ComboBox1.SelectedIndexChanged
        CRV.ReportSource = Nothing
        CRV.SelectionFormula = "{tblsiswa.kelas}='" & ComboBox1.Text &
""
        cryRpt.Load("LAPORAN siswa.rpt")
        Call seting_laporan()
        CRV.ReportSource = cryRpt
        CRV.RefreshReport()
    End Sub

    Private Sub ComboBox2_SelectedIndexChanged(ByVal sender As
System.Object, ByVal e As System.EventArgs) Handles
ComboBox2.SelectedIndexChanged
        CRV.ReportSource = Nothing
        CRV.SelectionFormula = "{tblsiswa.nama}='" & ComboBox2.Text &
""
        cryRpt.Load("LAPORAN siswa.rpt")
        Call seting_laporan()
        CRV.ReportSource = cryRpt
        CRV.RefreshReport()
    End Sub

    Private Sub ComboBox3_SelectedIndexChanged(ByVal sender As
System.Object, ByVal e As System.EventArgs) Handles
ComboBox3.SelectedIndexChanged
        CRV.ReportSource = Nothing
        CRV.SelectionFormula = "{tblkuliah.matakuliah} like '*' &
ComboBox3.Text & '*'"
        cryRpt.Load("LAPORAN mtkuliah.rpt")
        Call seting_laporan()
        CRV.ReportSource = cryRpt
        CRV.RefreshReport()
    End Sub

    Private Sub ComboBox4_SelectedIndexChanged(ByVal sender As
System.Object, ByVal e As System.EventArgs) Handles
ComboBox4.SelectedIndexChanged
        CRV.ReportSource = Nothing
        CRV.SelectionFormula = "{tblkuliah.jurusan} like '*' &
ComboBox4.Text & '*'"
        cryRpt.Load("LAPORAN mtkuliah.rpt")
        Call seting_laporan()
        CRV.ReportSource = cryRpt
        CRV.RefreshReport()
    End Sub
```

# uusrusmawan.com

## Media Belajar VB.Net Online & Bimbingan Tugas Akhir – Skripsi

```
Private Sub Button1_Click(ByVal sender As System.Object, ByVal e
As System.EventArgs) Handles Button1.Click
    CRV.ReportSource = Nothing
    cryRpt.Load("LAPORAN siswa.rpt")
    Call seting_laporan()
    CRV.ReportSource = cryRpt
    CRV.RefreshReport()

End Sub

Private Sub Button2_Click(ByVal sender As System.Object, ByVal e
As System.EventArgs) Handles Button2.Click
    CRV.ReportSource = Nothing
    cryRpt.Load("LAPORAN mtkuliah.rpt")
    Call seting_laporan()
    CRV.ReportSource = cryRpt
    CRV.RefreshReport()

End Sub

Private Sub Button3_Click(ByVal sender As System.Object, ByVal e
As System.EventArgs) Handles Button3.Click
    CRV.ReportSource = Nothing
    cryRpt.Load("LAPORAN soal ujian.rpt")
    Call seting_laporan()
    CRV.ReportSource = cryRpt
    CRV.RefreshReport()

End Sub

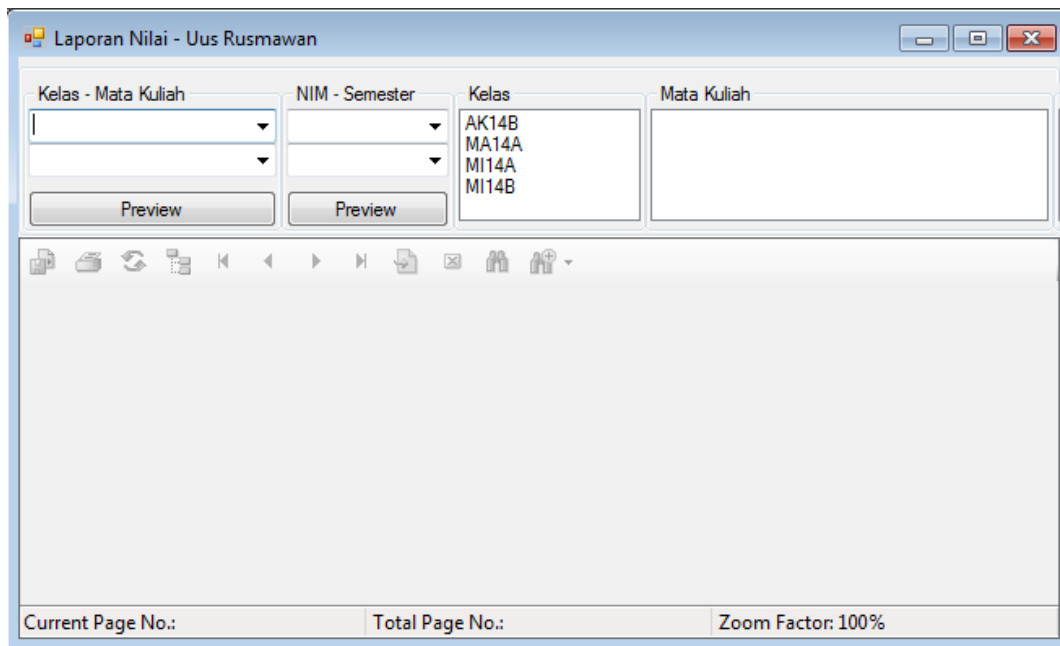
Private Sub ComboBox5_SelectedIndexChanged(ByVal sender As
System.Object, ByVal e As System.EventArgs) Handles
ComboBox5.SelectedIndexChanged
    CRV.ReportSource = Nothing
    CRV.SelectionFormula = "{tblkuliah.matakuliah} like '*' &
ComboBox5.Text & '*'"
    cryRpt.Load("LAPORAN soal ujian.rpt")
    Call seting_laporan()
    CRV.ReportSource = cryRpt
    CRV.RefreshReport()

End Sub
End Class
```

Form laporan nilai

# uusrusmawan.com

## Media Belajar VB.Net Online & Bimbingan Tugas Akhir - Skripsi



```
Imports System.Data.OleDb

Public Class LaporanNilai

    Private Sub LaporanNilai_Load(ByVal sender As System.Object, ByVal e As System.EventArgs) Handles MyBase.Load
        Call Koneksi()
        CMD = New OleDbCommand("select distinct kelas from tblsiswa,tblmasterjawaban where tblsiswa.nim=tblmasterjawaban.nim", Conn)
        DR = CMD.ExecuteReader
        ComboBox1.Items.Clear()
        Do While DR.Read
            ComboBox1.Items.Add(DR.Item("kelas"))
            ListBox1.Items.Add(DR.Item("kelas"))
        Loop

        CMD = New OleDbCommand("select distinct matakuliah from tblkuliah,tblmasterjawaban where tblkuliah.idkuliah=tblmasterjawaban.idkuliah", Conn)
        DR = CMD.ExecuteReader
        ComboBox2.Items.Clear()
        Do While DR.Read
            ComboBox2.Items.Add(DR.Item("matakuliah"))
        Loop

        CMD = New OleDbCommand("select distinct NIM from tblmasterjawaban", Conn)
        DR = CMD.ExecuteReader
        ComboBox3.Items.Clear()
        Do While DR.Read
            ComboBox3.Items.Add(DR.Item("NIM"))
        Loop
    End Sub
```

# uusrusmawan.com

## Media Belajar VB.Net Online & Bimbingan Tugas Akhir – Skripsi

```
Private Sub Button1_Click(ByVal sender As System.Object, ByVal e
As System.EventArgs) Handles Button1.Click
    CRV.ReportSource = Nothing
    CRV.SelectionFormula = "{tblsiswa.kelas}='" & ComboBox1.Text &
"" and {tblkuliah.matakuliah}='" & ComboBox2.Text & ""
    cryRpt.Load("LAPORAN per kelas.rpt")
    Call seting_laporan()
    CRV.ReportSource = cryRpt
    CRV.RefreshReport()
End Sub

Private Sub Button2_Click(ByVal sender As System.Object, ByVal e
As System.EventArgs) Handles Button2.Click
    CRV.ReportSource = Nothing
    CRV.SelectionFormula = "{tblmasterjawaban.nim}='" &
ComboBox3.Text & ""
    cryRpt.Load("LAPORAN per nim.rpt")
    Call seting_laporan()
    CRV.ReportSource = cryRpt
    CRV.RefreshReport()
End Sub

Private Sub ComboBox3_SelectedIndexChanged(ByVal sender As
System.Object, ByVal e As System.EventArgs) Handles
ComboBox3.SelectedIndexChanged

    CMD = New OleDbCommand("select distinct smt from
tblmasterjawaban where nim='" & ComboBox3.Text & "", Conn)
    DR = CMD.ExecuteReader
    ComboBox4.Items.Clear()
    ComboBox4.Text = ""
    Do While DR.Read
        ComboBox4.Items.Add(DR.Item("smt"))
    Loop
End Sub

Private Sub ListBox1_SelectedIndexChanged(ByVal sender As
System.Object, ByVal e As System.EventArgs) Handles
ListBox1.SelectedIndexChanged
    CMD = New OleDbCommand("select * from tblsiswa where kelas='"
& ListBox1.Text & """, Conn)
    DR = CMD.ExecuteReader
    ComboBox2.Items.Clear()
    ListBox3.Items.Clear()
    Do While DR.Read
        ListBox3.Items.Add(DR.Item("nim") & Space(2) &
DR.Item("nama"))
    Loop

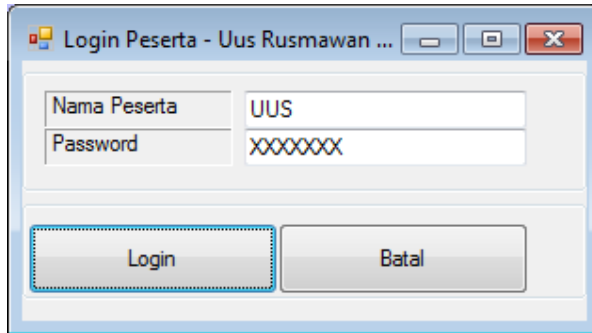
    CRV.ReportSource = Nothing
    CRV.SelectionFormula = "{tblsiswa.kelas}='" & ListBox1.Text &
"" "
    cryRpt.Load("LAPORAN per kelas.rpt")
    Call seting_laporan()
    CRV.ReportSource = cryRpt
    CRV.RefreshReport()
End Sub
```

# uusrusmawan.com

## Media Belajar VB.Net Online & Bimbingan Tugas Akhir – Skripsi

```
Private Sub ListBox3_SelectedIndexChanged(ByVal sender As System.Object, ByVal e As System.EventArgs) Handles ListBox3.SelectedIndexChanged
    CMD = New OleDbCommand("select distinct smt from tblmasterjawaban where nim='" & Microsoft.VisualBasic.Left(ListBox3.Text, 7) & "'", Conn)
    DR = CMD.ExecuteReader
    ListBox4.Items.Clear()
    Do While DR.Read
        ListBox4.Items.Add(DR.Item("smt"))
    Loop
End Sub
End Class
```

### Form login siswa



```
Imports System.Data.OleDb

Public Class LoginPeserta

    Private Sub TextBox1_KeyPress(ByVal sender As Object, ByVal e As System.Windows.Forms.KeyPressEventArgs) Handles txtnama.KeyPress
        If e.KeyChar = Chr(13) Then
            txtpassword.Focus()
        End If
    End Sub

    Private Sub TextBox2_KeyPress(ByVal sender As Object, ByVal e As System.Windows.Forms.KeyPressEventArgs) Handles txtpassword.KeyPress
        If e.KeyChar = Chr(13) Then
            Button1.Focus()
        End If
    End Sub

    Private Sub Button1_Click(ByVal sender As System.Object, ByVal e As System.EventArgs) Handles Button1.Click

        Try
            CMD = New OleDbCommand("select * from tblsiswa where nama='" & txtnama.Text & "' and Pwd='" & txtpassword.Text & "'", Conn)
            DR = CMD.ExecuteReader
            DR.Read()
            If Not DR.HasRows Then
```



# uusrusmawan.com

## Media Belajar VB.Net Online & Bimbingan Tugas Akhir – Skripsi

```
        MsgBox("Login gagal")
        txtnama.Clear()
        txtpassword.Clear()
        txtnama.Focus()
        MenuUtama.ListBox1.Visible = True
    Else
        Me.Visible = False
        MenuUtama.Show()
        MenuUtama.ListBox1.Visible = False
        MenuUtama.Pane11.Text = DR.Item("nim")
        MenuUtama.Pane12.Text = DR.Item("nama")
        Dim nim As String = DR.Item("NIM")
        Dim nama As String = DR.Item("nama")
        Dim Kelas As String = DR.Item("kELAS")
        UjianSiswa.Show()
        UjianSiswa.lblnim.Text = nim
        UjianSiswa.lblnamasiswa.Text = nama
        UjianSiswa.lblkelas.Text = Kelas
    End If

    Catch ex As Exception
        MsgBox(ex.Message)
    End Try
End Sub

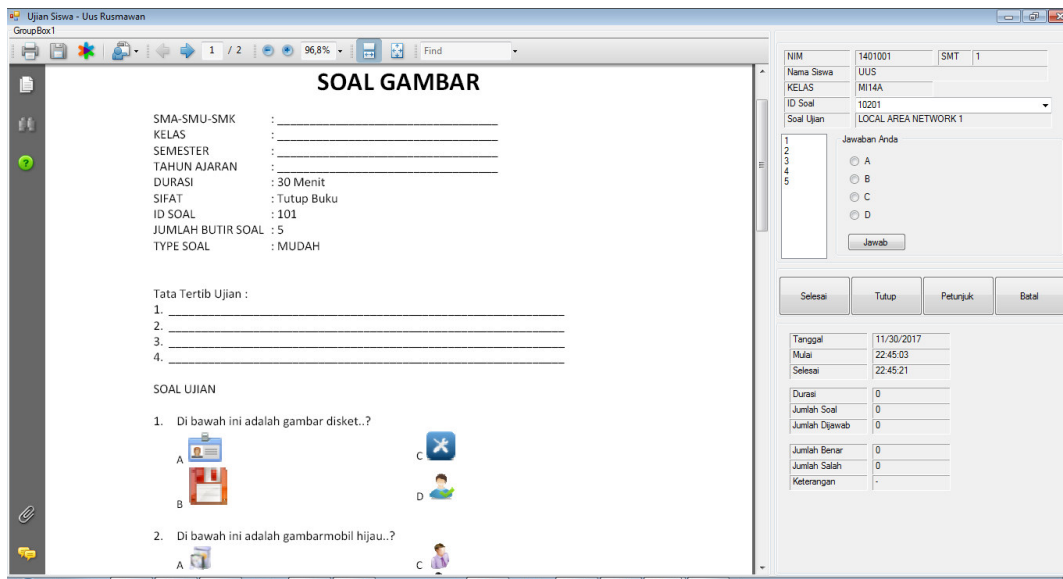
Private Sub Button2_Click(ByVal sender As System.Object, ByVal e
As System.EventArgs) Handles Button2.Click
    Me.Close()
End Sub

Private Sub LoginPeserta_Load(ByVal sender As System.Object, ByVal
e As System.EventArgs) Handles MyBase.Load
    Call Koneksi()
End Sub
End Class
```

Form ujian online

# uusrusmawan.com

Media Belajar VB.Net Online & Bimbingan Tugas Akhir – Skripsi



```
Imports System.Data.OleDb
```

```
Public Class UjianSiswa
```

```
Private Sub UjianSiswa_Load(ByVal sender As System.Object, ByVal e As System.EventArgs) Handles MyBase.Load  
    lbltanggal.Text = Format(Today, "MM/dd/yyyy")  
    Call Koneksi()  
    'tampilkan mata kuliah yang cocok dengan hasil login yang tercantum di panell menu utama (sesuai jurusan)
```

```
    CMD = New OleDbCommand("select * from tblmastersoal WHERE LEFT(IDKULIAH,1)='" &  
Trim(Microsoft.VisualBasic.Mid(MenuUtama.Panell1.Text, 4, 1)) & "'",  
Conn)
```

```
    DR = CMD.ExecuteReader  
    cmbidsoal.Items.Clear()  
    Do While DR.Read  
        cmbidsoal.Items.Add(DR.Item("id_soal"))  
    Loop  
    lbldurasi.Text = 0  
    lbljumlahsoal.Text = 0  
    lbljumlahdijawab.Text = 0  
    lbljumlahbenar.Text = 0  
    lbljumlahsalah.Text = 0  
    lblketerangan.Text = "-"  
    DGV.ReadOnly = True  
    DGV.Rows.Clear()  
End Sub
```

```
Private Sub ComboBox1_SelectedIndexChanged(ByVal sender As System.Object, ByVal e As System.EventArgs) Handles cmbidsoal.SelectedIndexChanged  
    'cari data NIM yang pernah melakukan ujian di mata kuliah yang dipilih di combobox1
```

# uusrusmawan.com

## Media Belajar VB.Net Online & Bimbingan Tugas Akhir – Skripsi

```
        CMD = New OleDbCommand("select * from tblmasterjawaban where
nim='" & lblnim.Text & "' and idKULIAH='" &
Microsoft.VisualBasic.Left(cmbidsoal.Text, 3) & "'", Conn)
        DR = CMD.ExecuteReader
        DR.Read()
        If DR.HasRows Then
            'jika sudah ada maka tampilkan pesan
            MsgBox("Anda sudah mengikuti test mata kuliah ini " &
Chr(13) & _
                "Tanggal      :" & Format(DR.Item("tanggal"), "dd-
MMM-yyyy") & " " & Chr(13) & _
                "Mulai        :" & Format(DR.Item("Mulai"),
"hh:mm:ss") & " " & vbCrLf & _
                "Selesai     :" & Format(DR.Item("selesai"),
"hh:mm:ss") & " " & vbCrLf & _
                "Jml Soal    :" & DR.Item("jmlsoal") & " " & vbCrLf
& _
                "Dijawab    :" & DR.Item("dijawab") & " " & vbCrLf
& _
                "Jml Benar   :" & DR.Item("benar") & " " & vbCrLf &
_
                "Jml Salah   :" & DR.Item("salah") & " " & vbCrLf &
_
                "Keterangan  :" & DR.Item("keterangan") & " ")
            Exit Sub
        End If

        'jika belum ada maka tampilkan nomor soal ujiannya
        CMD = New OleDbCommand("select nomor from tblsoal where
id_soal='" & cmbidsoal.Text & "' order by 1", Conn)
        DR = CMD.ExecuteReader
        ListBox1.Items.Clear()
        Do While DR.Read
            ListBox1.Items.Add(DR.Item("Nomor"))
        Loop

        CMD = New OleDbCommand("select semester from tblkuliah where
idkuliah='" & Microsoft.VisualBasic.Left(cmbidsoal.Text, 3) & "'",
Conn)
        DR = CMD.ExecuteReader
        DR.Read()
        lblsmt.Text = DR.Item("semester")

        CMD = New OleDbCommand("select
id_soal,Lokasi,tblkuliah.matakuliah from tblmastersoal,tblkuliah where
tblmastersoal.idkuliah=tblkuliah.idkuliah and tblmastersoal.id_soal='"
& cmbidsoal.Text & "' order by 1", Conn)
        DR = CMD.ExecuteReader
        DR.Read()
        If DR.HasRows Then
            Label30.Text = DR.Item("matakuliah")
            FileSoal.src = DR.Item("Lokasi")
        End If
        ListBox1.Focus()
    End Sub
```

# uusrusmawan.com

## Media Belajar VB.Net Online & Bimbingan Tugas Akhir – Skripsi

```
Private Sub ListBox1_SelectedIndexChanged(ByVal sender As System.Object, ByVal e As System.EventArgs) Handles ListBox1.SelectedIndexChanged
    On Error Resume Next
    Call BersihkanJawaban()
    'tampilkan pertanyaan soal ujian dalam textbox1 sesuai dengan nomor soal yang dipilih
    CMD = New OleDbCommand("select * from tblsoal where idkuliah='" & Microsoft.VisualBasic.Left(cmbidsoal.Text, 3) & "' and VAL(nomor)='" & Val(ListBox1.Text) & "'", Conn)
    DR = CMD.ExecuteReader
    DR.Read()
    If DR.HasRows Then
        'TextBox1.Text = DR.Item("pertanyaan")
        RadioButton1.Text = DR.Item("A")
        RadioButton2.Text = DR.Item("B")
        RadioButton3.Text = DR.Item("C")
        RadioButton4.Text = DR.Item("D")
    End If
End Sub

Sub BersihkanJawaban()
    RadioButton1.Checked = False
    RadioButton2.Checked = False
    RadioButton3.Checked = False
    RadioButton4.Checked = False
End Sub

Private Sub RadioButton1_Click(ByVal sender As Object, ByVal e As System.EventArgs) Handles RadioButton1.Click
    'jika jawaban A dipilih maka lakukan proses penyesuaian jawaban apakah benar atau salah
    CMD = New OleDbCommand("select * from tblsoal where ID_SOAL='" & cmbidsoal.Text & "' and VAL(nomor)='" & ListBox1.Text & "'", Conn)
    DR = CMD.ExecuteReader
    DR.Read()
    If DR.HasRows Then
        lbljawab.Text = "A"
        lbljawaban.Text = DR.Item("Jawaban")
        If lbljawab.Text = lbljawaban.Text Then lblstatus.Text = "BENAR" Else lblstatus.Text = "SALAH"
    End If
End Sub

Private Sub RadioButton2_Click(ByVal sender As Object, ByVal e As System.EventArgs) Handles RadioButton2.Click
    'jika jawaban B dipilih maka lakukan proses penyesuaian jawaban apakah benar atau salah
    CMD = New OleDbCommand("select * from tblsoal where ID_SOAL='" & cmbidsoal.Text & "' and VAL(nomor)='" & ListBox1.Text & "'", Conn)
    DR = CMD.ExecuteReader
    DR.Read()
    If DR.HasRows Then
        lbljawab.Text = "B"
        lbljawaban.Text = DR.Item("Jawaban")
        If lbljawab.Text = lbljawaban.Text Then lblstatus.Text = "BENAR" Else lblstatus.Text = "SALAH"
    End If
End Sub
```

# uusrusmawan.com

## Media Belajar VB.Net Online & Bimbingan Tugas Akhir - Skripsi

```
Private Sub RadioButton3_Click(ByVal sender As Object, ByVal e As
System.EventArgs) Handles RadioButton3.Click
    'jika jawaban C dipilih maka lakukan proses penyesuaian
    jawaban apakah benar atau salah
    CMD = New OleDbCommand("select * from tblsoal where ID_SOAL='"
& cmbidsoal.Text & "' and VAL(nomor)='" & ListBox1.Text & "'", Conn)
    DR = CMD.ExecuteReader
    DR.Read()
    If DR.HasRows Then
        lbljawab.Text = "C"
        lbljawaban.Text = DR.Item("Jawaban")
        If lbljawab.Text = lbljawaban.Text Then lblstatus.Text =
"BENAR" Else lblstatus.Text = "SALAH"
    End If
End Sub

Private Sub RadioButton4_Click(ByVal sender As Object, ByVal e As
System.EventArgs) Handles RadioButton4.Click
    'jika jawaban D dipilih maka lakukan proses penyesuaian
    jawaban apakah benar atau salah
    CMD = New OleDbCommand("select * from tblsoal where ID_SOAL='"
& cmbidsoal.Text & "' and VAL(nomor)='" & ListBox1.Text & "'", Conn)
    DR = CMD.ExecuteReader
    DR.Read()
    If DR.HasRows Then
        lbljawab.Text = "D"
        lbljawaban.Text = DR.Item("Jawaban")
        If lbljawab.Text = lbljawaban.Text Then lblstatus.Text =
"BENAR" Else lblstatus.Text = "SALAH"
    End If
End Sub

Private Sub BTNJawab_Click(ByVal sender As System.Object, ByVal e
As System.EventArgs) Handles BTNJawab.Click

    'jika mata kuliah belum dipilih
    If cmbidsoal.Text = "" Then
        MsgBox("Anda belum memilih mata kuliah")
        Exit Sub
    End If
    'jika belum memilih nomor soal
    If ListBox1.Text = "" Then
        MsgBox("Anda belum memilih nomor soal")
        Exit Sub
    End If

    'jika belum memilih jawaban
    If RadioButton1.Checked = False And RadioButton2.Checked =
False And RadioButton3.Checked = False And RadioButton4.Checked =
False Then
        MsgBox("Anda belum memilih jawaban")
        Exit Sub
    End If

    'jika nomor soal tersebut sudah dijawab
    For BARIS As Integer = 0 To DGV.RowCount - 1
        If ListBox1.Text = DGV.Rows(BARIS).Cells(0).Value Then
            MsgBox("Nomor ini sudah dijawab")
        End If
    End For
End Sub
```

# uusrusmawan.com

## Media Belajar VB.Net Online & Bimbingan Tugas Akhir – Skripsi

```
        Exit Sub
    End If
Next
'jawaban akan tampil di dalam grid sebelah kanan
DGV.Rows.Add(ListBox1.Text, lbljawab.Text, lbljawaban.Text,
lblstatus.Text)
ListBox1.Focus()
ListBox1.SelectedItem = ListBox1.SelectedItem + 1
End Sub

Private Sub Timer1_Tick(ByVal sender As System.Object, ByVal e As
System.EventArgs) Handles Timer1.Tick
    lblmulai.Text = TimeOfDay
    Timer1.Enabled = False
End Sub

Private Sub Timer2_Tick(ByVal sender As System.Object, ByVal e As
System.EventArgs) Handles Timer2.Tick
    lblselesai.Text = TimeOfDay
End Sub

'membuat fungsi untuk menghitung jumlah jawaban yang benar
Sub JumlahBenar()
    Dim hitung As Integer = 0
    For baris As Integer = 0 To DGV.RowCount - 2
        If DGV.Rows(baris).Cells(3).Value = "BENAR" Then
            hitung = hitung + 1
            lbljumlahbenar.Text = hitung
        End If
    Next
End Sub

'membuat fungsi untuk menghitung jumlah jawaban yang benar
Sub JumlahSalah()
    Dim hitung As Integer = 0
    For baris As Integer = 0 To DGV.RowCount - 2
        If DGV.Rows(baris).Cells(3).Value = "SALAH" Then
            hitung = hitung + 1
            lbljumlahsalah.Text = hitung
        End If
    Next
End Sub

Private Sub BTNSelesai_Click(ByVal sender As System.Object, ByVal
e As System.EventArgs) Handles BTNSelesai.Click
    Try
        'ketika BTNselesai di klik maka....
        Timer2.Enabled = False
        Dim awal As Date = TimeValue(lblmulai.Text)
        Dim hasil As TimeSpan = Now - awal
        'hitung durasi pengerjaan soal ujian
        lbldurasi.Text = (String.Format("{0}:{1}:{2}",
hasil.Hours, hasil.Minutes, hasil.Seconds))

        'hitung banyaknya nomor soal ujian
        lbljumlahsoal.Text = ListBox1.Items.Count
        lbljumlahdijawab.Text = DGV.RowCount - 1

        Call JumlahBenar()
    End Try
End Sub
```

# uusrusmawan.com

## Media Belajar VB.Net Online & Bimbingan Tugas Akhir – Skripsi

```
Call JumlahSalah()
'jika jumlah benar > jumlah salah maka "LULUS"
If Val(lbljumlahbenar.Text) > Val(lbljumlahsalah.Text)

Then
    lblketerangan.Text = "LULUS"
Else
    lblketerangan.Text = "GAGAL"
End If

'simoan semua hasil ujian ke tabel detail jawaban
For baris As Integer = 0 To DGV.RowCount - 2
    Dim simpandetail As String = "insert into
tbldetailjawaban values ('" & lblnim.Text & "','" & cmbidsoal.Text &
'"','" & Microsoft.VisualBasic.Left(cmbidsoal.Text, 3) & "','" &
DGV.Rows(baris).Cells(0).Value & "','" &
DGV.Rows(baris).Cells(1).Value & "','" &
DGV.Rows(baris).Cells(2).Value & "','" &
DGV.Rows(baris).Cells(3).Value & "')"
    CMD = New OleDbCommand(simpandetail, Conn)
    CMD.ExecuteNonQuery()
Next

'simpan summary hasil ujian ke tabel master jawaban
Dim simpanmaster As String = "insert into tblmasterjawaban
values ('" & lblnim.Text & "','" & lblsmt.Text & "','" &
cmbidsoal.Text & "','" & Microsoft.VisualBasic.Left(cmbidsoal.Text, 3)
& "','" & lbltanggat.Text & "','" & lblmulai.Text & "','" &
lblselesai.Text & "','" & lbldurasi.Text & "','" & lbljumlahsoal.Text
& "','" & lbljumlahdijawab.Text & "','" & lbljumlahbenar.Text & "','"
& lbljumlahsalah.Text & "','" & lblketerangan.Text & "')"
    CMD = New OleDbCommand(simpanmaster, Conn)
    CMD.ExecuteNonQuery()
    cmbidsoal.Enabled = False
    ListBox1.Enabled = False
    BTNJawab.Enabled = False
    RadioButton1.Enabled = False
    RadioButton2.Enabled = False
    RadioButton3.Enabled = False
    RadioButton4.Enabled = False
    BTNSelesai.Enabled = False
    cmbidsoal.Text = ""
    ListBox1.Items.Clear()
    'TextBox1.Clear()
    Call BersihkanJawaban()
Catch ex As Exception
    MsgBox(ex.Message)
End Try
End Sub

Private Sub BTNTutup_Click(ByVal sender As System.Object, ByVal e
As System.EventArgs) Handles BTNTutup.Click
    cmbidsoal.Text = ""
    ListBox1.Items.Clear()
    'TextBox1.Clear()
    DGV.Rows.Clear()
    Me.Close()
End Sub
```

# uusrusmawan.com

## Media Belajar VB.Net Online & Bimbingan Tugas Akhir - Skripsi

---

```
Private Sub BTNPetunjuk_Click(ByVal sender As System.Object, ByVal e As System.EventArgs) Handles BTNPetunjuk.Click
    MsgBox("1. Pilih Materi di combo paling atas" & Chr(13) & _
        "2. Pilih Nomor Soal dalam list di sebelah kiri" & Chr(13) & _
        "3. Pilih Jawaban pada option button" & vbCrLf & _
        "4. Klik Jawab" & vbCrLf & _
        "5. Lanjutkan ke soal nomor Berikutnya")
End Sub

Private Sub BTNBatal_Click(ByVal sender As System.Object, ByVal e As System.EventArgs) Handles BTNBatal.Click
    cmbidsoal.Text = ""
    ListBox1.Items.Clear()
    Label30.Text = ""
    DGV.Rows.Clear()
    Call BersihkanJawaban()
End Sub
End Class
```